



Summer Art Assignments:

Academic Integrity: All work should be completed independently and without the assistance of unapproved resources. Any work violating academic integrity will be subject to a “0” and any additional consequences as outlined in the Knox Academic Integrity Policy attached to this assignment.

Due Date: Your work is due the first day of your Chemistry class. All late work will be subjected to a grade reduction or penalty as outlined in the course syllabus and copied below:

All major assignments not submitted on the due date will face a 10% deduction of max points per day for up to five (5) days and up to a 50% deduction.

Summer Assignments for AP Classes that are not submitted on time will result in the student being dropped from the course.

If you have any questions or concerns regarding this assignment, please contact the Dean of Academics, Mrs. Pergola, at dpergola@knoxschool.org.

Assignment Description:

Pick TWO (2) assignments from the following list. The size of the artworks is not as important as the **QUALITY** of the artworks. However, with that being said, one can be small in size (9” x 12”, 12” x 16”), and the second artwork could be medium to large in size (16” x 20”, 18” x 24”). Please adhere to these sizes.

Your two artworks must be brought to class on the **first day of school in September**. These artworks will count as your first two grades of AP Studio, so take it seriously! (Please do not wait until the last few days before school starts to work on these, it will show in the final work, and that will reflect in your grade).

These artworks should be executed with skill and demonstrate excellent craftsmanship. Each artwork should contain the 3 “C”s: **COMPOSITION, CONTRAST, & CONTENT**.


Assignment 1:

“Reflective Surfaces”

Create a drawing that depicts an object with a reflective surface. The drawings should be from direct observation (not a photograph), and will utilize a strong tonal contrast and interesting compositional structure. **Materials- Graphite on paper**

Ideas: Mirrors, toasters, glasses, shiny metal objects, reflections in water, etc. **Make sure to depict the reflection** so that the viewer interprets the object as being a reflective surface.

Samples:



Assignment #2

“Pressure”

Place three neutral objects on a towel or cloth, to create an interesting composition and draw it in pencil. Pay attention to the smoothness of the objects against the rough quality of the material. Concentrate on the forms of the eggs and uses strong values. **Use graphite.**

Samples:





Assignment #3

“Mechanical or Tool Composition”

Do a detailed drawing of a mechanical object or tool in pencil or colored pencil. Some ideas include bicycle, hammer, screwdriver, scissors, saw, etc. Crop it down using a view-finder so that part of it will go off the paper. Use graphite or colored pencil, or both together.

Samples:



Assignment #4

“Collage Based on a Song”

Select a song that you like that has interesting lyrics that you feel like you could interpret visually. Look through magazines for images. Cut carefully and play with your arrangement before final gluing.

Samples:



Assignment #5

"Digital Self-Portrait"

Take a series of digital photos of yourself. Try to create unique compositions from different angles such as looking up or down, etc. Compose the series in a grid or an elongated rectangle or cut up and collage together. Get creative on how to put these together.

Samples:




Assignment #6

"Interior and Exterior Composition"

Create an interesting composition that uses a doorway as your subject. Consider showing both interior and exterior space. Draw or paint your composition.

Samples:



AS YOU CAN SEE FROM THE VARIOUS EXAMPLES SHOWN ABOVE, THE EXPECTATIONS ARE HIGH! SO PLEASE WORK HARD!

