



US History Summer Assignment 2021-2022 School Year

Directions: Complete the attached assignment.

Students should working **ON THEIR OWN** to complete this assignment. Any collaboration with another student, copying etc. will result in a “0” on the assignment and a report in your official student files. To be submitted on the first day of classes.

What is Apartheid in South Africa?

Thami (TIME-y) Mbikwana (Beek-WA-nah) is a young black South African teen who reached a breaking point living under an oppressive government system called APARTHEID (a-PAR-tied).



In order to understand his situation, we are going to be introduced to what life was like for a young man like Thami, and about life under apartheid.

Table of Contents:

- Introduction to the Topic: What is Apartheid?
- Gaining a Deeper Understanding
- Bringing Apartheid to Light: The Artists who Informed the World about Injustice
- Bringing Apartheid to Light: The Musicians Who Informed the World about Injustice
- Key Moments in the Struggle
- Research Reflection

Introduction to the Topic

Background to apartheid:



After Watching the video, answer the following questions:

What are three things that you remember after watching the video?

- 1.
- 2.
- 3.

What would it be like for you to live in a place like this?



Let's Gain a Deeper Understanding...

In this section, you will learn key information about this form of government oppression. Take notes on the multimedia slideshow, pulling out at least one key idea from each slide. Make sure to watch videos and visit links!

Slide Two Key Idea:

Slide Three Key Idea:

Slide Four Key Idea:

Slide Five Key Idea:

Slide Six Key Idea:

Slide Seven Key Idea:

Slide Eight Key Idea::

Slide Nine Key Idea:

Bringing it to light- Artists Who Made a Difference: Spotlight on Ernest Cole

A key component in ending Apartheid in South Africa was the attention that was brought to the world by artists who saw what was going on and knew it was




wrong.

Here you will see some photographs by Ernest Cole, a South African photographer who rejected Bantu education and collected photographs into a book, *House of Bondage* that was banned in South Africa. These photos brought to light the conditions of black South Africans living under this oppressive regime and raised awareness internationally. Watch [this video](#) to learn more about him! After watching the video about Cole, What are three things you learned about him that you think are important to remember moving forward?

1.


2.

3.



Examine the photo:

1. What do you think this picture shows us about life during Apartheid?
2. Why do you think the photographer (Ernest Cole) chose this scene?
3. What do you think the photographer was trying to get people to feel?



Examine the photo:

1. What do you think this picture shows us about life during Apartheid?
2. Why do you think the photographer (Ernest Cole) chose this scene?
3. What do you think the photographer was trying to get people to feel?



Examine the photo:


1. What do you think this picture shows us about life during Apartheid?
2. Why do you think the photographer (Ernest Cole) chose this scene?
3. What do you think the photographer was trying to get people to feel?



**Bringing it to light-
Musicians Who Made a Difference**

Choose one of these songs posted on [this link](#) to focus your assignment on. Answer:

1. What is the title of the song you chose? Who performed it?
2. When you listen to it, what vibe/mood does it give off? Why do you say that? Describe the “sound.”
3. What is the song about? What message is the performer trying to communicate about Apartheid?
4. What lyrics stand out from this song to you as being powerful? Paste them here:
5. Why did you choose these lyrics-what makes them powerful?

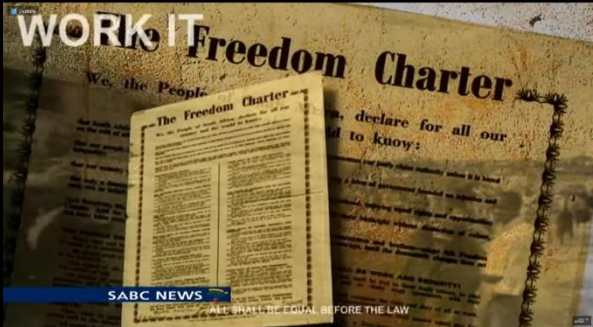


Key Moments in the Movement Against Apartheid

In this final section, you will learn about three key moments in the movement to end apartheid: blood was shed and lives were lost. Those whom you may not expect made the biggest difference of all.

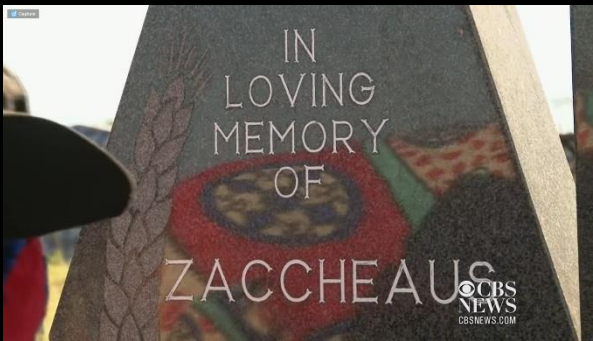
Watch the three video segments and learn about how everyday people helped to end this oppressive government system.

Video One: Kliptown, 1955




1. What is the Freedom Charter?
2. How were people involved in making it?
3. What were they trying to accomplish?
4. Why is it important to the effort to end the movement?

Video Two: Sharpsville, 1968



1. What happened? Summarize the event.
2. Who were the main players involved?
3. How did watching this affect you? What did it make you think about?
4. How did this event contribute to developing awareness of apartheid?

Video Three: The Soweto Uprising, 1976



1. What happened? Summarize the event.
2. Who are the main players involved?
3. Why was the photo of Hector Pieterse important?
4. How did watching this affect you? What did it make you think about?

5. How did this event contribute to developing awareness of apartheid?

Final Reflection

1. What are the things that you will remember about Apartheid in South Africa?
2. What did this assignment teach you about power and control?
3. Why would a young Black South African feel angry, frustrated, and perhaps hopeless during this time?