



# THE KNOX SCHOOL

## AP Studio Art 2020 Summer Assignment

**Pick TWO (2) assignments from the following list.** The size of the artworks is not as important as the **QUALITY** of the artworks. However, with that being said, one can be small in size (9" x 12", 12" x 16"), and the second artwork could be medium to large in size (16" x 20", 18" x 24"). Please adhere to these sizes.

Your two artworks must be brought to class on the **first day of school in September**. These artworks will count as your first two grades of AP Studio, so take it seriously! (Please do not wait until the last few days before school starts to work on these, it will show in the final work, and that will reflect in your grade).

These artworks should be executed with skill and demonstrate excellent craftsmanship. Each artwork should contain the 3 "C"s": **COMPOSITION, CONTRAST, & CONTENT.**



---

### Assignment 1: *"Reflective Surfaces"*

Create a drawing that depicts an object with a reflective surface. The drawings should be from direct observation (not a photograph) and will utilize a strong tonal contrast and interesting compositional structure. **Materials- Graphite on paper**

*Ideas:* Mirrors, toasters, glasses, shiny metal objects, reflections in water, etc. **Make sure to depict the reflection** so that the viewer interprets the object as being a reflective surface.

*Samples:*




## Assignment #2

### "Three Eggs"

Place three eggs on a towel or cloth, to create an interesting composition and draw it in pencil. Pay attention to the smoothness of the eggs against the rough quality of the material. Concentrate on the forms of the eggs and use strong values. Use **graphite**.

*Samples:*




## Assignment #3

### "Mechanical or Tool Composition"

Do a detailed drawing of a mechanical object or tool in pencil or colored pencil. Some ideas include bicycle, hammer, screwdriver, scissors, saw, etc. Crop it down using a view-finder so that part of it will go off the paper. Use graphite or colored pencil, or both together.

*Samples:*



#### Assignment #4

##### *“Collage Based on a Song”*

Select a song that you like that has interesting lyrics that you feel like you could interpret visually. Look through magazines for images. Cut carefully and play with your arrangement before final gluing.

Samples:



#### Assignment #5

##### *“Digital Self-Portrait”*

Take a series of digital photos of yourself. Try to create unique compositions from different angles such as looking up or down, etc. Compose the series in a grid or an elongated rectangle or cut up and collage together. Get creative on how to put these together.

Samples:



## Assignment #6

### *"Interior and Exterior Composition"*

Create an interesting composition that uses a doorway as your subject. Consider showing both interior and exterior space. Draw or paint your composition.

Samples:



AS YOU CAN SEE FROM THE VARIOUS EXAMPLES SHOWN ABOVE, THE EXPECTATIONS ARE HIGH!  
SO PLEASE WORK HARD!





## AP Studio Art – Student Questionnaire

Please complete and bring to class with you on the first day of the semester.

Name: \_\_\_\_\_

1. Do you currently have any idea of what you may like to do for your AP concentration? If so, please describe.
2. What was your favorite art assignment from the previous year? Why? What specific part of the assignment did you find most enjoyable?
3. Do you have a favorite visual artist? Who, and why?
4. What is your favorite art medium?
5. Besides making a good grade and a good AP score (which I hope is everyone's goal), do you have any other goals related to next year? Examples could be to improve in a certain medium, going to art school, getting a scholarship, etc.
6. Are you planning to go to college for an art or design subject? If so, what subject and why did you choose this subject?